



PURPLE  
TRADING

# MetaTrader 4

Symbol	Ask	Bid
EURUSD	1.1359	1.1360
GBPUSD	1.5457	1.5459
USDJPY	119.16	119.17
USDCHF	0.9551	0.9552
NZDUSD	0.6797	0.6801
USDCAD	1.2897	1.2899
AUDUSD	0.7276	0.7278
EURGBP	0.7347	0.7349

Order	Time	Type	Size	Symbol	Price	S/L	T/P	Price	Swap	Profit
73571925	2015.10.01 15:12	buy	1.00	GBPUSD	1.51326	-	-	1.54579	15.64	3.253.00
73571904	2015.10.01 15:11	sell	1.00	USDCHF	0.97843	-	-	0.95522	-2.77	2.429.81
73571881	2015.10.01 15:11	buy	1.00	EURUSD	1.11501	-	-	1.13590	3.56	2.039.00

Balance: 10 000.00    Equity: 17 738.26    Margin: 3 628.77    Free margin: 14 109.49    Margin Level (%): 488.82

# SETTING UP

*your MetaTrader 4 (MT4) trading platform*


# CONTENT

MT4 for Windows PC.....	3
MT4 for smartphones with Android OS.....	5
MT4 for Apple iPhones and other iOS devices.....	7
Creating another MT4 live trading account.....	9
MT4 for PC.....	10
MT4 for Android.....	11
MT4 for iOS.....	12

# MT4 for Windows PC

1.

Go to [www.purple-trading.com](http://www.purple-trading.com) and click on „Open account“ or „Demo“ at the top right.



2.

- a Complete [the registration form](#) and attach scans of the required documents. We will process your application within 1 working day.
- b Fill in [the demo form](#) and select the MetaTrader4 platform option.

3.

Once your registration is processed, we will send you an email confirming the opening of your new trading account and a [link for downloading the platform](#).

4.

Download & Install the MT4 platform then open it.

5.

On the top bar, click the „File“ section and select „Login to trade account“.



You will find your login details in your confirmation email (see point 3).

- ▼ The server for the real account is **PurpleTrading-04Live** (or you can use this IP address instead: 185.97.161.82:443).
- ▼ The server for the demo account is **PurpleTrading-01Demo** (or you can use this IP address instead of the server: 185.97.161.236:443).

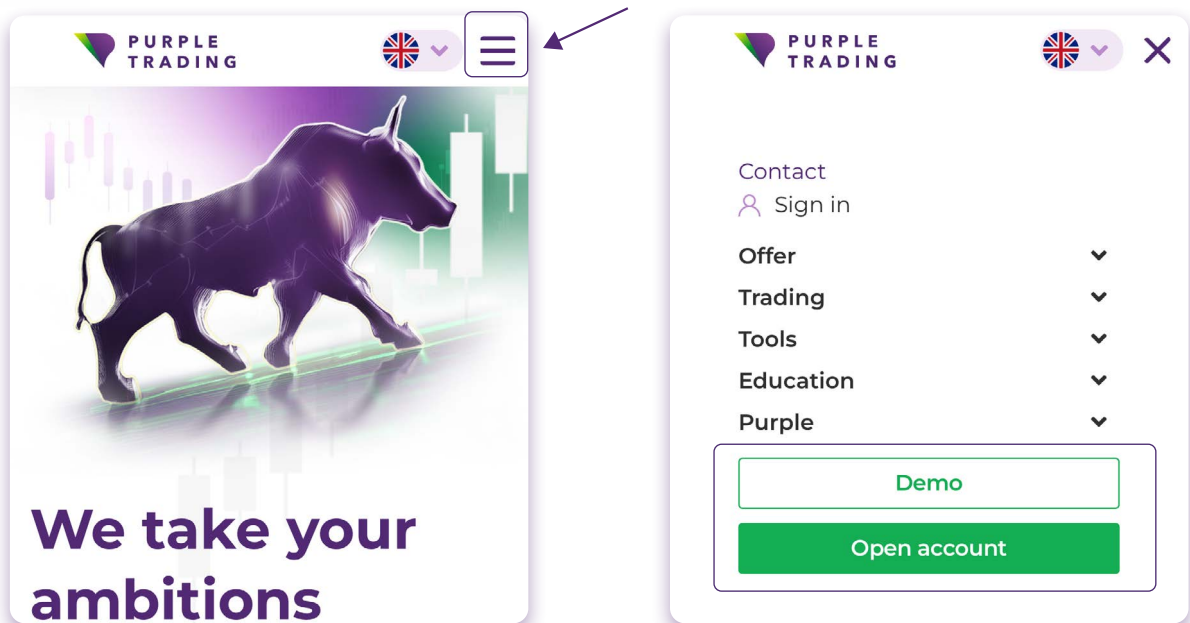


After logging into the MT4 platform, right-click in the „**Market Watch**“ box on the left side of your platform and select „**Show All**“. You're done, all available trading symbols are open, now all you have to do is choose yours and start trading.

# MT4 for smartphones with Android OS

1.

Go to [www.purple-trading.com](http://www.purple-trading.com) and click on „Open account“ or „Demo“ at the top right.



2.

a Complete [the registration form](#) and attach scans of the required documents. We will process your application within 1 working day.

b Fill in [the demo form](#) and select the MetaTrader4 platform option.

3.

Once your registration is processed, we will send you an email confirming the opening of your new trading account and a [link for downloading the platform.](#)

4.

Open the MT4 app that you have downloaded.



Click on settings (3 horizontal lines in the top left corner) → „**Manage accounts**“ → „+“ → „**Log in to existing account**“.



In the search bar, select the **PurpleTrading-01Demo** server for a demo account or **PurpleTrading-04Live** for a live account. The login name and password can be found in the welcome email (mentioned in the third step).

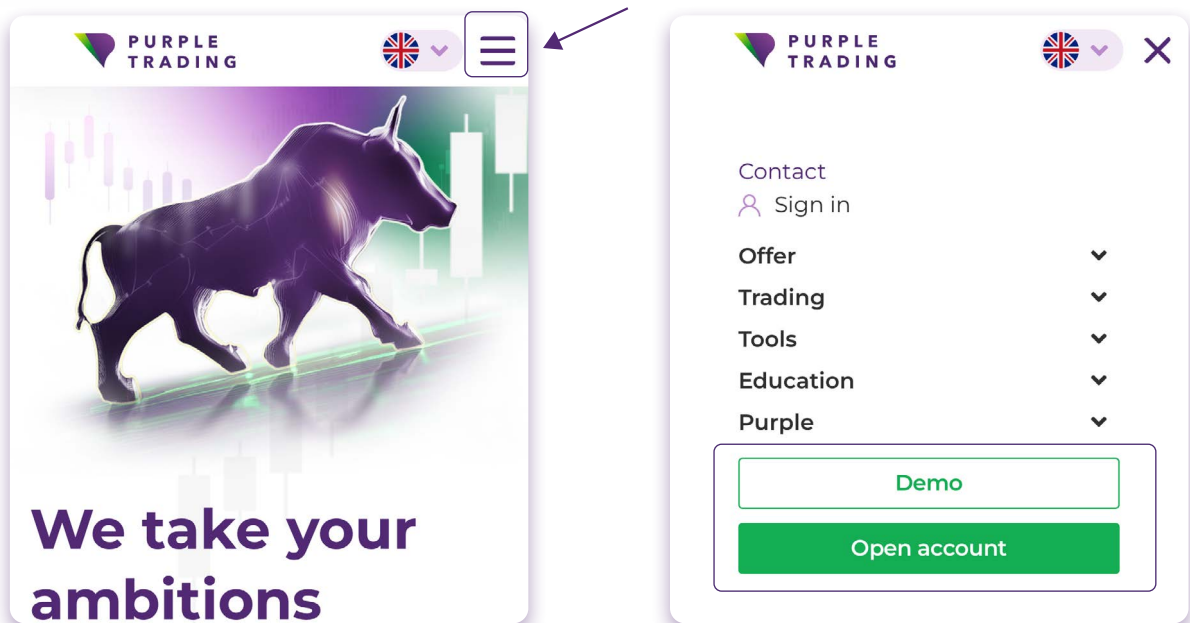


After logging in, click on „**Markets**“ → „+“ on the top right → Here you can add trading symbols with the correct extension **\_stp** or **\_ecn**, depending on your chosen account type. And that's it, all available trading symbols are now ready to be traded. Just choose the one that suits you the most and start trading.

# MT4 for Apple iPhones and other iOS devices

1.

Go to [www.purple-trading.com](http://www.purple-trading.com) and click on „Open account“ or „Demo“ at the top right.



2.

a Complete [the registration form](#) and attach scans of the required documents. We will process your application within 1 working day.

b Fill in [the demo form](#) and select the MetaTrader4 platform option.

3.

Once your registration is processed, we will send you an email confirming the opening of your new trading account and a [link for downloading the platform.](#)

4.

Open the MT4 app that you have downloaded.



Click **Settings** → **New Account** → **Log in to your existing account**.



In the search bar, select the **PurpleTrading-01Demo** server for a demo account or **PurpleTrading-04Live** for a live account. The login name and password can be found in the welcome email (mentioned in the third step).



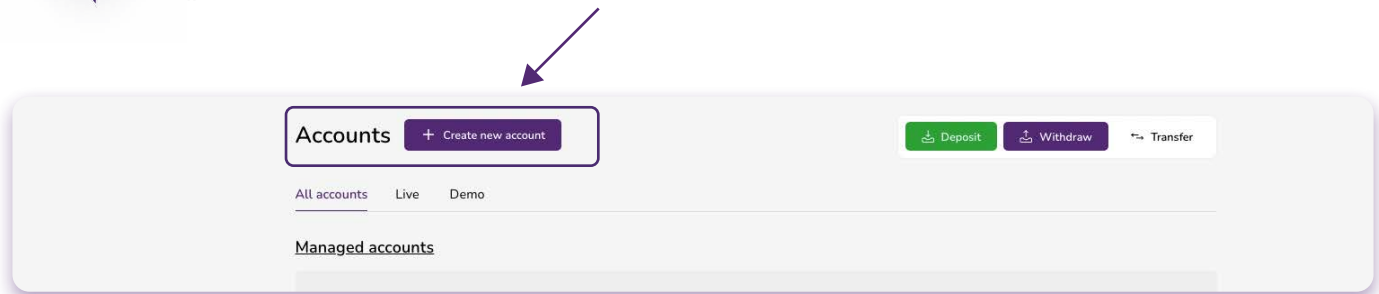
After logging in, click on the **„Markets“** → **„+“** section on the top right to add the trading symbols you wish to trade. For example, open **„ECN Forex“** and then click on the green **„+“** symbol to display the instruments of your choice in the menu. And that's it, all available trading symbols are now ready to be traded. Just choose the one that suits you the most and start trading.



# Creating another MT4 live trading account

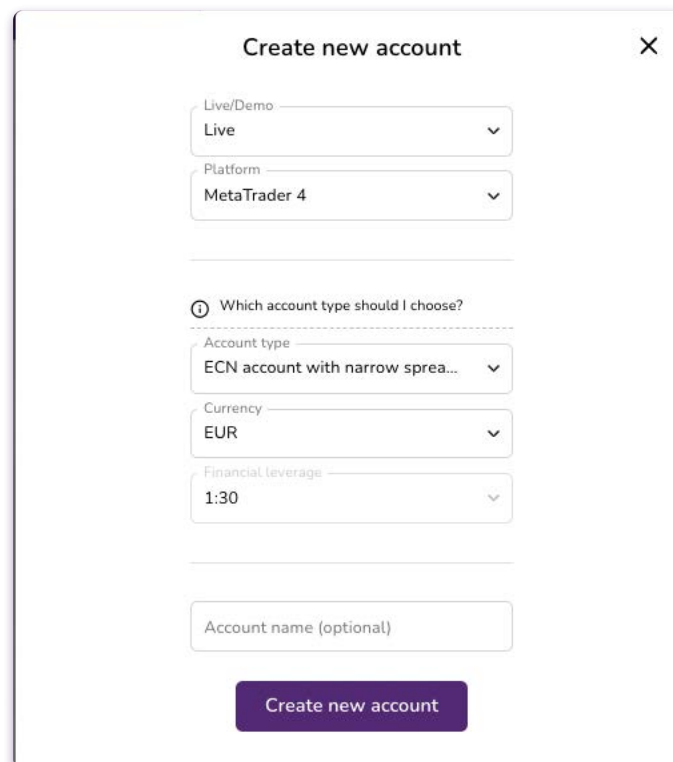
1

Open your [PurpleZone](#), log in and click on the Accounts section and then click on button „+ Create new account“.



2

In the „Platform“ box, select MetaTrader4. We will open your new account within 1 business day. Once it is approved, we will send you an email with your login details.

A screenshot of a 'Create new account' modal window. The window has a title bar with 'Create new account' and a close button (X). The form contains several dropdown menus: 'Live/Demo' set to 'Live', 'Platform' set to 'MetaTrader 4', 'Account type' set to 'ECN account with narrow sprea...', 'Currency' set to 'EUR', and 'Financial leverage' set to '1:30'. There is also a text input field for 'Account name (optional)'. At the bottom of the form is a purple button labeled 'Create new account'. A small information icon (i) is next to the text 'Which account type should I choose?'.

## MT4 for PC

---



Open the MT4 platform.



On the top bar, click the „**File**“ section and select „**Login to trade account**“.



You will find your login details in your confirmation email (see point 2 above).

- ▼ The server for the real account is PurpleTrading-04Live (or you can use this IP address instead: 185.97.161.82:443).
- ▼ The server for the demo account is PurpleTrading-01Demo (or you can use this IP address instead of the server: 185.97.161.236:443).



After logging into the MT4 platform, right-click in the „**Market Watch**“ box on the left side of your platform and select „**Show All**“. You're done, all available trading symbols are open, now all you have to do is choose yours and start trading.

## MT4 for Android

---



Open the MT4 app that you have downloaded.



Click on settings (3 horizontal lines in the top left corner) → „**Manage accounts**“ → „+“ → „**Log in to existing account**“.



In the search bar, select the **PurpleTrading-01Demo** server for a demo account or **PurpleTrading-04Live** for a live account. The login name and password can be found in the welcome email (mentioned in the second step).



After logging in, click on „**Markets**“ → „+“ on the top right → Here you can add trading symbols with the correct extension **\_stp** or **\_ecn**, depending on your chosen account type. And that's it, all available trading symbols are now ready to be traded. Just choose the one that suits you the most and start trading.

## MT4 for iOS

---



Open the MT4 app that you have downloaded.



Click **Settings** → **New Account** → **Log in to your existing account**.



In the search bar, select the **PurpleTrading-01Demo** server for a demo account or **PurpleTrading-04Live** for a live account. The login name and password can be found in the welcome email (mentioned in the second step).



After logging in, click on the **„Markets“** → **„+“** section on the top right to add the trading symbols you wish to trade. For example, open **„ECN Forex“** and then click on the green **„+“** symbol to display the instruments of your choice in the menu. And that's it, all available trading symbols are now ready to be traded. Just choose the one that suits you the most and start trading.



**PURPLE  
TRADING**

***We take your ambitions seriously***

[www.purple-trading.com](http://www.purple-trading.com)

CFDs are complex instruments and come with a high risk of losing money rapidly due to leverage.

67,9 % of retail investor accounts lose money when trading CFDs with this provider. You should consider whether you can afford to take the high risk of losing your money.

Trading foreign exchange on margin carries a high level of risk, and may not be suitable for all investors.

The high degree of leverage can work against you as well as for you. Before deciding to trade foreign exchange you should carefully consider your investment objectives, level of experience, and risk appetite. The possibility exists that you could sustain a loss of some or all of your initial investment and therefore you should not invest money that you cannot afford to lose. You should be aware of all the risks associated with foreign exchange trading, and seek advice from an independent financial advisor if you have any doubts.

Any opinions, news, research, analysis, prices, or other information contained in this material is provided as general market commentary, and does not constitute investment advice. L.F. Investment Limited will not accept liability for any loss or damage, including without limitation to, any loss of profit, which may arise directly or indirectly from use of or reliance on such information.

Purple Trading is Cypriot national trade mark (no. 85981), National UK trade mark (no. UK00003696619) and European Union trade mark (no. 018332329) owned and operated by L.F. Investment Limited, 11, Louki Akrita, CY-4044 Limassol, Cyprus, a licensed Cyprus Investment Firm regulated by the CySEC lic. no. 271/15.